

UNIT 16, which is a mirror image of my Unit 15, and shares the same concrete slab. My elderly neighbor became gravely ill throughout 2001 -- when my son & I experienced most of our major objective symptoms -- with multiple bouts of bronchitis, and 2 episodes of pneumonia (one [double pneumonia] requiring hospitalization). She told me in 2002: "I nearly died that year!"

UNIT 15 FRONT YARD
UNIT 15, 30 SIRIUS ROAD BLIGH PARK

SOIL AREA (GARDEN)

CARPORT

The white, unbordered areas outside the unit represent concreted areas that generally come up against the vertical & exterior brickwork of my unit or the vertical concrete/brick of the back porch. There is concrete under the entire carport.

EAST SIDE FENCELINE NOT TREATED BECAUSE OF HERB GARDEN

BATH ROOM

SHOWER

6.9m

KITCHEN

A

SOIL AREA (GARDEN)

5.5m

GARDEN SHED

BEDROOM

LOUNGE ROOM

1.06m

BACK PORCH

2.85m

8.35m

BEDROOM WINDOWS

GLASS SLIDING DOOR

BACK STEPS

1.05m

3.47m

HERB GARDEN
 SOIL AREAS (LAWN) WHERE HOLES HAVE APPARENTLY BEEN CREATED WITH THE BIFLEX APPLICATOR PROBE (NO TRENCHES)

SOIL AREA (LAWN)
 No trenching apparent on any occasion of termite treatment

UNIT 15 BACK YARD



SEWAGE LINE

EAST SIDE FENCELINE NOT TREATED BECAUSE OF HERB GARDEN

WEST SIDE FENCELINE (TREATED ON INSIDE: UNIT 15's side, according to 2nd technician)

LANEWAY

BACK (NORTH) FENCELINE TREATED ON OUTSIDE ACCORDING TO PEST TECHNICIAN (no trenches were apparent after the treatment by the 2nd technician, so I assume above-ground spraying of all fences were the significant source of the hydrocarbon vapours that entered my unit)












UNIT 14 BACK YARD

WINDSOR LEAGUES CLUB

Department of Housing Tenant:
 Murray Thompson
 Unit 15, 30 Sirius Road, BLIGH PARK NSW 2756

SKETCH PLAN SHOWING THE LINES OF TERMITICIDE APPLICATION (SHOWN IN RED). THESE 'LINES' CONSIST OF INDIVIDUALLY SPACED HOLES DRILLED BY THE PEST TECHNICIAN. THE HOLES ARE APPROX. 27 CM OR LESS APART & HAVE BEEN DRILLED VERTICALLY DOWN INTO EXTERIOR HORIZONTAL CONCRETE SURFACES (EG FOOTPATH OR CONCRETE UNDER CARPORT OR FRONT PORCH, OR NEXT TO BACK PORCH) THAT ARE SITUATED IMMEDIATELY NEXT TO THE EXTERIOR VERTICAL BRICK WALLS OF THE UNIT OR VERTICAL CONCRETE OF THE BACK PORCH. OTHERWISE, THE PEST TECHNICIAN'S PROBE WAS PUSHED DOWN INTO SOIL (LAWN OR GARDEN) AREAS NEXT TO THE VERTICAL EXTERIOR BRICKWORK OF THE UNIT. THE DRILL HOLES ARE LOCATED ONLY ABOUT 6-8 cm FROM THE VERTICAL WALLS.

KEY

-  OUTSIDE FAUCETS or TAPS
-  SEWAGE LINE
-  LINE OF DRILL HOLES & PROBE PESTICIDE APPLICATION
-  INTERNAL GREY WATER DRAIN LINES & SINKS
-  PHONE WIRE ENTRY TO UNIT
-  TV ANTENNA WIRE ENTRY TO UNIT
-  WINDOWS
-  FRONT & BACK DOORS, & SIDE GATE
-  PLACEMENT OF ABOVE-GROUND FENCE SPRAYING?
-  FOOTPATH/CARPORT CONCRETE
-  EXCAVATION HOLES DUG NEXT TO UNIT'S CONCRETE SLAB